

# Mahogany & Chrome

## Classic Wake



Also in this edition:

Information on  
Keels, Wheels, and  
Wings  
Pg 9-11

Grand Lake -  
Colorado Boat  
Show  
Pg 12

New Members  
Spotlight  
Pg 3

From the Helm  
Pg 2

Restoration  
Update  
Pg 15

The Best Tool in  
the Shop  
Pg 6



Look familiar? It's Chris Smith, grandson of Chris-Craft's founder, next to "Odyssey," his 1947 Chris-Craft Rocket. He told us that a former owner of the craft had it in his garage for years before giving it to him as a gift. Rare boat, rare story.

Courtesy of Lynne and Steve Kennedy



Heartland Classics Chapter  
P.O. Box 339  
Langley, OK 74350

## on Table Rock Lake

Show Recap and pictures page 4-5



Heartland Classic Chapter Newsletter  
July 2007

**President**  
John Watkins  
(501)920-3825

**Vice President**  
Kyle Jamar  
(918)629-4483

**Secretary**  
Steve Spinharney  
(918) 628-1775

**Treasurer**  
Steve Kennedy  
(918)488-1333

**Work Shop**  
**Annual Boat Show**  
Brent Howard  
(918) 782-1855

**Garvan Gardens Show**  
John Watkins  
(501) 920-3825

**River Fest**  
Dan Heflin  
(316) 691-2525

**Safety**  
Larry Hinton  
(405) 794-0079

**Table Rock**  
Don Parker  
(402) 770-5400

**Awards**  
Kyle Jamar  
(918)629-4483

**Membership**  
John Watkins  
(501) 920-3825




**Marketing**  
Steve Kennedy  
(918) 488-1330

**Ship's Store**  
Jennifer Scott  
(918) 250-3926

**Ebay Store**  
Jan Hinton  
(405) 794-0079

**Webmaster**  
Kathy Parker  
(402) 770-5400

## From the Helm John Watkins



**WOW!** – Boating season is in full swing! The Wichita Riverfest and the Woodies Cruisin' Weekend on Table Rock Lake were both wildly successful weekends. The Beaver Lake Cruise is July 14<sup>th</sup> on Beaver Lake outside Rogers/Bentonville, Arkansas. The 14<sup>th</sup> Annual Heartland Classics show on Grand Lake is September 6 – 9. Look for registration information later in this newsletter regarding the Annual Show.

**Website** – A few months ago Dan Heflin and family took over the Heartland website. Dan and his girls agreed to take over the website from Jeanie Norman and I appreciate their willingness to come forward. With the Heflin's busy schedule, they have not yet been able to make changes to the site. Since the website serves as the face of our organization, maintaining an update site is key. Kathy Parker recently volunteered for the job of website editor and we've taken her up on her offer. Stay tuned for an updated look and feel at [www.heartland-classics.org](http://www.heartland-classics.org). A big thank you to the Heflin's and Kathy Parker for stepping up to the plate!

**Newsletter** – Over the past few years Brent Howard has transformed Mahogany and Chrome into the top newsletter in the ACBS. Brent decided it was time to focus on other interests and has passed the reins. A colleague of mine, Berit Kimrey, has taken over as our newsletter editor. Please give Brent a round of applause for his years of dedication to publishing such a great newsletter and welcome Berit to the group. If you have articles/pictures to contribute we'd love to hear from you. Please send content to [mahoganyandchrome@gmail.com](mailto:mahoganyandchrome@gmail.com)

**Outboards** – Mark Betner has served as our Outboard Chairman for many years. Mark is relocating to Houston and I've asked Phil White to be our chairman. With an ever increasing interest in outboard motors and the boats they power, I'm very excited about the direction our club is taking. The Annual show promises to have a top notch outboard display this year. Thank you to Mark and Phil for sharing your knowledge with all of us.

**Did you know?** - The Tulsa YWCA at 1910 S. Lewis St. offers Heartland Members a 20% membership discount because of the Heartland Chapters 501c3 non profit status. This is a great benefit of the club and a great way to get in shape.

**Stepping forward** – Are you interested in playing a large role in the Heartland Classics chapter? We need you to help perpetuate the vitality of our organization. If you are interested in getting involved, please send me an email or give me a call. [jwatki@alltel.net](mailto:jwatki@alltel.net) or 501.920.3825. The continued success of our organization depends on the work of our membership.

**Email** – Utilizing email messages allows us to economically promote Heartland events and share information with members. Will you please take a minute out of your day to send me an email with your email address(es) so that I can update our member database. Send the email to [jwatki@alltel.net](mailto:jwatki@alltel.net). I look forward to hearing from you.

Hope to see you at a Heartland event very soon! Stay safe.

JW



## Notable Events Mark Your Calendars Now

### Heartland Chapter - 2007 Events

<b>Aug</b>	<b>11</b>	Classic Boating day at Joe Poole Lake in Dallas – contact Phil Wolff - 214-353 4992
<b>Aug</b>	<b>24-26</b>	Annual Ride and Boat Show at Lake Lewisville, Lewisville Texas – contact Phil Wolff - 214-353 4992
<b>Sept</b>	<b>6 - 9</b>	14th Annual Show—Antique Boat and Car Show - Grand Lake, OK Brent Howard - 918-782-1855 <a href="mailto:bhoward@howardclassicboats.com">bhoward@howardclassicboats.com</a>
<b>Sept</b>	<b>TBA</b>	Navigation Channel Run— Muskogee to (distance to be determined) Dan Diehl—918-299-4444
<b>Nov</b>	<b>TBA</b>	Annual Meeting— Little Rock John Watkins - 501-920-3825 <a href="mailto:jwatki@alltel.net">jwatki@alltel.net</a>



## Ship's Store

Summer is here! Place your orders now for practically anything in the way of apparel and accessories. Please remember to choose color, size, w/embroidery logos; delivery takes about 2 weeks. For information on items available and pricing, contact Jennifer Scott. Day 918-619-1326 or Eve. 918-250-3926.



## From the Editor

John Watkins/Berit Kimrey

Pictures: Jpg 200 dpi +, or 35 mm prints.  
Current and back issues of M & C Newsletters are available online at [www.heartland-classics.org](http://www.heartland-classics.org).  
Free Adobe download link. These files are large, so please be patient.

ADVERTISING: Camera Ready Artwork  
1/8pg \$20, 1/4pg \$30, 1/2pg \$55, 1 pg \$100  
5507 Hawthorne Rd., Little Rock, AR 72207  
(501) 920-3825  
[Mahoganyandchrome@gmail.com](mailto:Mahoganyandchrome@gmail.com)

# Runabout Resources



Need information about your boat? Check out one or more of these Information Resources on the web

A.C.B.S.	<a href="http://acbs.org">acbs.org</a>
American Boat Yacht Council	<a href="http://abycinc.org">abycinc.org</a>
Antique Outboard Motor Club	<a href="http://aomci.org">aomci.org</a>
Century Boat Club	<a href="http://centuryboatclub.com">centuryboatclub.com</a>
CC Antique Boat Club	<a href="http://chris-craft.org">chris-craft.org</a>
Fiberglassics	<a href="http://fiberglassics.com">fiberglassics.com</a>
Higgins C.B.A.	<a href="http://higginsclassicboats.com">higginsclassicboats.com</a>
HCB	<a href="http://howardclassicboats.com/pages/partstest.htm">howardclassicboats.com/pages/partstest.htm</a>
Lyman Boat Owners Assoc.	<a href="http://lymanboatowners.org">lymanboatowners.org</a>
Riva World	<a href="http://riva-world.com">riva-world.com</a>
Roamer Boat Club	<a href="http://geocities.com/alloyed2sea/">geocities.com/alloyed2sea/</a>
Sea Skiff Owners Assoc.	<a href="http://seaskiff.org">seaskiff.org</a>
Skiff Craft O.A	<a href="http://skiffcraft.com">skiffcraft.com</a>
Thompson Boat Club	<a href="http://thompsondockside.com">thompsondockside.com</a>

## Jump into a Good Book

American Wooden Runabout— by Tony Mollica  
Features restored and factory-original examples of the stylish creations that became the sports cars of the nautical set.

Boat Maintenance: The Essential Guide to Cleaning, Painting, and Cosmetics by William Burr

A comprehensive guide to the techniques and products that can preserve and protect your boat year after year.

*Both titles available on amazon.com*

# PINE LODGE



- Romantic Log Cabins
- Nestled in a natural woodland setting
- Next to marina on Duck Creek
- Boat Slips
- Swimming Pool
- Club House



HOSTS: ART & JUNE BOX



- Hot Tubs
- Fireplaces
- Kitchenettes



**(918) 782-1400**

HWY 85 • 2 1/2 MILES EAST • KETCHUM, OKLAHOMA  
www.pinelodgeresort.com

## Welcome New Members

John Watkins

I'd like to take this opportunity to welcome the following new members to the Heartland Classics. We're glad you are here and hope you will be a member for many years to come. I hope to see you at our annual boat show or on the water very soon.

**Ken McRae**  
P.O Box 7420  
Little Rock, AR 72217  
(501) 661-1313  
kmcrae@mcruemortgage.com

**Eric Maurus**  
125 Oak Street Apt 408  
Hot Springs, AR 71901  
(501) 442-0650  
erichotsprings@aol.com

**Fletcher Lord**  
2214 Country Club Lane  
Little Rock, AR 72207  
(501) 661-9515  
FletcherL@btautoparts.com

**Carl Metzethin**  
5611 South Western Drive  
Springfield, MO 65619  
(417) 881-2345  
carl@brasslesing.com

**“Land was created as a place for boats to visit.”**

*-Brooks Atkinson, New York Times editor and drama critic, 1894-1984*

## Selling GRAND...Shore to Shore



**GRAND VIEW REALTY inc.**



**918.782.4431**  
HWY. 82 - NORTH OF HWY. 28 LANGLEY, OK

[www.grandviewrealtyinc.com](http://www.grandviewrealtyinc.com)

### Motors Motors Motors!

John Graf from Houston, Texas will show his mobile Mercury outboard collection during this year's 14<sup>th</sup> Annual Show on September 8, 2007.

For more detailed information about this year's show—including registration forms—flip over to page 9.



#### Board of Directors

**Chick Wheat**  
32290 S. 630 Rd  
Jay, OK 74346  
karonwheat@aol.com

**Chuck Gibbs**  
1409 E 48th St.  
Tulsa, OK 74105  
law4hire@morelaw.com

**Dan Heflin**  
712 N Yale  
Wichita, KS 67208  
dhefflin@cox.net

**Larry Hinton**  
2008 Lincoln Ave.  
Moore, OK 73160  
ljhinton1@cox.net

**Brent Howard**  
P.O. Box 339  
Langley, OK 74350  
bhoward@howardclassicboats.com

**Kyle Jamar**  
1323 S. Gary Avenue  
Tulsa, OK 74104  
kyle6@cox.net

**Bob Kanak**  
2005 S. 88th St.  
Fort Smith, AR 72903  
robert\_kanak@ml.com

**Steve Kennedy**  
3714 East 85th Place  
Tulsa, OK 74137  
steve@km2a.com

**Darren Arnold**  
7401 S. 93rd East Avenue  
Tulsa, OK 74114  
Darren.arnold@pacar.com

**Don Parker**  
5400 S. 66th Circle  
Lincoln, NE 68516  
donaldwparker@hotmail.com

**Stuart Perry**  
108 Bon Air Pt.  
Hot Springs, AR 71913  
djpsep@aol.com

**Steve Spinharney**  
3439 S. 111 E. Ave  
Tulsa, OK 74146  
dspinhar@cox.net

**John Watkins**  
5517 Hawthorne Road  
Little Rock, AR 72207  
jwatki@alltel.net

# CLASSIC WAKE ON TABLE ROCK LAKE

Recap and Photos by Don and Kathy Parker

Sixty-five classic boaters from 9 states converged on Table Rock Lake in the Missouri Ozarks in 25 antique and classic boats on June 9, 10, and 11, 2007. The event, sponsored by the Heartland Chapter, was again held at the Table Rock Marina/Rock Lane Resort on Indian Point Road.

For about 25 of the early arriving participants, the event began Thursday evening when they gathered for dinner at the Rock Lane Restaurant overlooking the lake. While a few of the boaters were making a return visit to the Table Rock event, 22 were attending for the first time and 15 of the attendees were members of other ACBS chapters.

The theme for the weekend was "Classic Wake on Table Rock Lake" and we took advantage of great weather to produce classic wakes on the lake during several cruises. Friday's 20-mile cruise to the Kimberling City bridge and Big Buoy's floating restaurant was hosted by Cruisemasters John andCarolynn Thompson in their 1963 Thompson 'Big Thom'.

Dinner under the Rock Lane Pavilion Friday evening was hosted by Dick and Cara Moist; we were treated to superb beef brisket and brick oven baked bread. It was a great opportunity to greet old friends, make new acquaintances, discuss old boats, and enjoy more wonderful Ozark views. Dwight and Nancy Ford displayed their recently restored award-winning 1927 Pontiac Landau Sedan and the evening continued on with the live Ozark music of the Pavilion Pickers band. And, we can't forget the anniversary cake in celebration of Bob and Millicent Van Dyke's 56<sup>th</sup> wedding anniversary and Chick and Karon Wheat's 43<sup>rd</sup> anniversary.

Saturday began with a breakfast buffet in the Rock Lane Restaurant, followed by a 22-mile, two-state cruise through Arkansas hosted by Cruisemasters Dick and Cara Moist in their 1954 Chris Craft 15' utility 'Chickadee' along mile after mile of beautiful Missouri/Arkansas Ozark scenery. The return trip included a stop at Big Cedar's Devils Pool restaurant for lunch. Lunch on the deck provided a wonderful view of the Big Cedar Resort and of Table Rock Lake.

Saturday evening began with a ride to the Thompson's dock on Dwight and Nancy Ford's 1969 Owens Granada 37' cruiser or on Nick and Gudrun Weinsaft's 1969 Chris Craft 41' cruiser for many participants. The Thompsons' again provided us with a wonderful evening of great food and an opportunity to explore their home that is so exquisitely decorated throughout in an antique nautical theme. Our thanks to John and Carolynn for graciously opening their home for us to enjoy.

Sunday morning Cruisemasters Larry and Jan Hinton, in their 1949 U-22 Chris Craft 'Mischief', led the return cruise to Big Cedar Lodge for a great breakfast on the deck while we reminisced about the weekend activities.

We want to thank all of the volunteers and participants so much for spending their weekend on Table Rock Lake with us. Our hope is that everyone had an opportunity to renew old acquaintances, make some new friends, and enjoy the beautiful blue water of Table Rock Lake in some wonderful antique and classic boats. And, of course, we hope that you will all join us next year! (pictures on page 5)



# A UNIQUE RESTORATION PROJECT


Story and Photos by Chick Wheat

There it sat – in a shed along with the other mahogany has-beens, dirt covered, invested with spiders and wasps at war with each other to own every nook and cranny of the hulk. Dry rot lurked hidden beneath the surface of once glorious varnished mahogany – challenging the observer's detection skills. Its hard top was there giving a hint of its' former slick cutting edge styling. In spite of the little voice saying "you don't have time or a place to work on that", we bought the sad little Century Sabre and brought it home. Seventeen years later, I started to work on it – which was three years ago.



Careful inspection of the Sabre confirmed extensive rot on every

major piece of wood below the water line. Looking at the fiberglass decks 10 years ago, I didn't think the boat would show well, thus abandoning a "pure" restoration constraint. Having covered a Chris-Craft Riviera bottom with fiberglass in 1960, it occurred to me that I didn't need to use wood at all. Remembering a Lugar fiberglass kit boat in the mid-fifties which had a glass shell and wood frame, I thought I might try the to apply the same concept to the Sabre.



Seeman Fiberglass in Louisiana sells a product called 'Seaflex'. The product is raw glass cloth with hardened glass rods woven in for stiffness yet still flexible enough for forming. From the straightened frame (two weeks work with several come-a-longs), I laid up a fiberglass bottom. Unfortunately, all of the frame and part of the planking was bad. Forming a new

frame one rib at a time, I glued each one to the inside of the finished fiberglass shell with 3-M 5200. The new engine stringer was cut from an oak stringer out of a 28' Sea Skiff that Dan Diehl owned. The new wood frame allowed me to plank the boat in traditional fashion. (This step required the building of a steaming device.) The most difficult process on the entire project was to make the wood frame fit under the existing fiberglass decks. Since the decks could not be adjusted, I had to fit the frame to the decks above, instead of simply making the deck fit with a saw like Chris-Craft and Century would do with all of their wood boats.



The rest of the boat is pretty straight forward except I thought I would try using a motor from a Coronado, which you could special



order from Century in the mid-sixties to be installed in boats as small as a 17ft. Resorter. I found a "basket-case" 280 Hp Gray-Marine (Buick 401) from a 1963 Coronado. After finding enough parts to assemble the engine (basket-case means somebody lost 1/3<sup>rd</sup> of the hard-to-find stuff), I am in the process of trying to shoehorn the thing into the boat. The back of the front seat and the front of the engine are a little too tight for either of them fit quite right. Not to worry, just another creative solution in the works. I still have to install the fuel pump and the water pump – just as soon as I find them. The upholstery is almost completed, including covering the decks.

So our Sabre is close to completion, it's dirty rotten hull a distant memory. A few original pieces, a few brand new pieces, and a lot of "creative use of materials" parts went together to soon put a fun ski boat back on the water.

# Woodpro

HARDWOOD FLOORS, LLC

DO YOUR FLOORS NEED A FACELIFT?

CONSIDER  
WOODPRO HARDWOOD FLOORS.

WE OFFER CUSTOM INSTALLATION,  
STAIRCASE INSTALLATION,  
AND DUST CONTAINED REFINISHING.

THE PROFESSIONALS AT  
WOODPRO HARDWOOD FLOORS  
WILL HELP YOU WITH ALL OF YOUR  
HARDWOOD FLOORING NEEDS.

918-628-1999  
WWW.WOODPROHARDWOOD.COM

**If Someone Told,  
"You Could Feel Better"...  
Would You Listen?**

**Jill R. Schamp, B.S., D.C.  
NUCCA Chiropractor**

**No Twisting, No Popping,  
No Frequent Visits, Honest.**

**30th & Harvard  
Tulsa, OK**

**918-712-1700**



**Classic Wake  
on  
Table  
Rock  
Lake  
June 9-11, 2007**



Northeastern Oklahoma's #1 Leisure Publication

## The Chronicle of Grand Lake

**We Can Meet ALL Your Multi-Media Advertising Needs!**

Chronicle Media

P.O. Box 757, Langley, OK 74350  
918-782-4408 www.grand-chronicle.com  
E-mail: grandchr@grand-chronicle.com

[www.southgrandlakeairport.com](http://www.southgrandlakeairport.com)

South Grand Lake Municipal Airport

For Information  
Contact Brent Howard  
918-782-1855

# SGLA

918.782.3214

South Grand Lake Area Chamber of Commerce

Your #1 Source For All the Action On Grand Lake

[www.grandlakechamber.org](http://www.grandlakechamber.org)  
[www.grandlakeaction.com](http://www.grandlakeaction.com)

## PAINTS PLUS

1-800-472-4551

Autobody Shop Supplies  
Boat Building & Refinishing Supplies  
Industrial Abrasives, Paints & Equipment

Bob Blonstien President  
Geno Ruiz National Sales Manager  
603 E. 4th Street, Stover MO 65078

**GREAT WEATHER AND GREAT WAKES!**

MORE PICTURES ON PAGE 8

# The Handiest Tool in the Shop— The Lowly Paint Scraper

Article & Rendering by Kyle Jamar

This little tool is one of the handiest items in my shop. With just a simple cut, a Red Devil 1 1/2" paint scraper is a tool of mass production. We hand scrape thousands of feet of wood flooring each month.

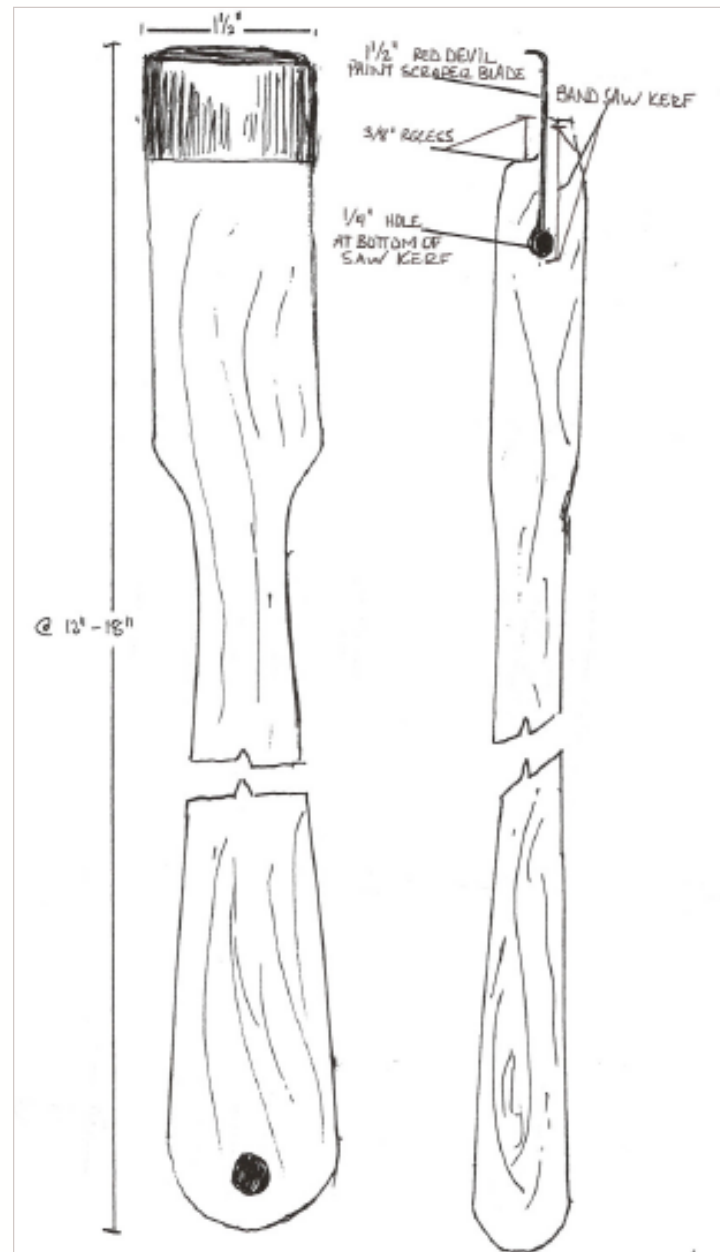
Take your scraper and start with the body or the handle. There is a slot that the blade slides into. Take and cut @ 3/8" off from the blade face. Cut too much and your blade will be sloppy. Cut too little and the wood shavings will build up and you'll be picking out shavings every third stroke. Miraculously, the blade can be shaped and sharpened in any form you prefer. Curved blades will get those outside stretches and inside corners. One word of caution to the wise- always break the edges gradually so there won't be any corner gouging. With a straight blade you can pull whisker thin shavings from a deep corner that you couldn't stick a bull nose plane into.

Now for all the purists, you can get a slab of hardwood and make one the old fashioned way. (see diagram to the right) By doing this, you can lengthen the handle for more leverage and to better accommodate your hand. You can change the head width to 2" to accommodate a larger scraper blade. Whatever you choose to do, start with a 1"x2"x18" block of hardwood. Shape the handle with a draw knife, belt sander, band saw or whatever else you have handy. The most important rule: make sure the handle is comfortable. The head should be squared with a band saw, slicing down the middle face to accommodate the scraper blade.

At the base of this cut, drill a 1/4" hole. It's also for the blade. On my scrapers, I try to keep a very slight outside radius. In my experience, this pares off very detailed shavings—placing them exactly where you want to remove material. The second more important rule is this: keep that scraper sharp. There are various ways to go about accomplishing that task. Some people place a file on the table top and drag the blade across to the handle of the file.

I personally like to hold the scraper on edge and run the file down and across at about a 20° to 30° degree angle. This way I can follow a curve or create a whole new one. When working with inside curves, use the same technique but use a round file.

Hunt around your shop for the paint scraper today and pay homage to the little tool that can make a huge difference in your restoration projects today.



# Restoration Update-1964 Correct Craft Compact Skier

Article & Photos by Darren Arnold

Well it's not looking like the "Jan Marie" is going to make the 2007 "Keels, Wheels, Wings and Fire" show. Too many other projects seem to get put ahead of her restoration; also it is Lake Season so every weekend is spent on our 1979 Carver Voyager. Since my last update I did manage to complete the fabrication and fitting of the new floor and side wall panels. I also engineered a bilge blower / bilge ventilation system. This boat originally did not have such a system so it took me a while to figure out a way to incorporate it due to the boats construction and my obsessive attention for detail. I ended up using a Rule 3" inline blower with a 2 1/2" elbow glued into it. The vent tubes and elbows are 2 1/2" brass. The air will flow through the tube into a fabricated duct behind the side wall then out the vents. I am now in the process of removing and painting the new floor panels. I'll keep you updated on my progress.



# Run Your Blower and Sniff your Bilge

Caption & Photos by Brent Howard

Recently, a 42 foot fiberglass cruiser burned to the water line on Grand. Apparently, the operator of the boat had been informed about the fuel leak. He decided to drive the boat to another location where it could be repaired. The fire broke out in the bilge and quickly enveloped the entire cruiser. They couldn't slow down the fire with water and had to apply foam. The boat drifted to shore while on fire and no one was injured. This was a terrible waste of a beautiful boat and could have been deadly to its occupants. Remember to run your blower and sniff your bilge before you start your engine.





Member of the Yachting Club of America



24 - 7  
Gasoline

Visit the Ship's Store



Your Hometown Bank

Bernice  
256-4477

Ketchum  
782-4500

Langley  
782-3265

Member  
FDIC



Antique & Classic Boats, Engines,  
and Outboards



Sales, Service, Repair, Restoration, Parts, Supplies & Materials

Hwy 82, South of Hwy 28 junction  
Langley at Grand Lake

**918-782-1855**  
www.howardclassicboats.com



“Hagerty and ACBS  
**teamed together**  
to promote safety, preservation and restoration”



“Our platinum-level partnership with Hagerty is unprecedented. Hagerty and ACBS teamed together to promote safety, preservation and restoration of classic and wooden boats. ACBS is dedicated to continuing a lasting relationship with Hagerty because they share our common goals.”



Agreed value | In-house claims | Club discounts

**CLASSIC BOAT INSURANCE™**

**Dick Sherwood**

*ACBS member*

HAGERTY IS PROUD TO SPONSOR



800.762.2628 | [WWW.HAGERTY.COM](http://WWW.HAGERTY.COM)

Clayton Auction

TABLE ROCK LAKE PHOTOS— CON'T FROM PAGE 5



**TOUR GRDA'S HISTORIC PENSACOLA DAM**

GRDA  
GRAND RIVER DAM AUTHORITY

Memorial Day through Labor Day  
daily from 9:30 A.M. - 4:30 P.M.

Pensacola Dam is listed on the  
National Register of Historic Places.

For more information email  
[tours@grda.com](mailto:tours@grda.com)  
or call 918.782.9594.



**Port & Company\***  
Value Denim Shirts  
Designed with the quality of features you respect, at a value price. This garment washed\* 100% cotton, 65-ounce, button down shirts have quality woven right in.




**Ball Caps Now In Stock**  
Top Quality - *Fahrenheit* - 100% Cotton  
Adjustable Leather Strap

**SHIP STORE**



**EMBROIDERED Heartland Logo.**  
Large selection of apparel available.  
You select; color, size and quantity.  
Receive order in approximately 2 weeks.

Contract Jennifer Scott  
Day 918-619-1326, or Eve 918-250-3926  
3001 West College. Broken Arrow 74012



**Henleys**

**Anvil Cotton Deluxe Long Sleeve Henley**  
100% cotton 7.1 ounce jersey, 12 singles, wood tone buttons, double needle sleeve and bottom hem.  
Adult sizes: M—2XL  
Colors: \_\_\_\_\_

## The OTHER Grand Lake Boat Show

Recap & Photos by Lynne and Steve Kennedy

In mid-July of last year, we traveled to Colorado's Rocky Mountain region to enjoy a brief vacation and attend the OTHER Grand Lake boat show – this one presented by the Rocky Mountain ACBS Chapter at Grand Lake.

Grand Lake is a small city – almost a replica of a New England community: one Main Street, quaint shops and town square along with a glass-like crystal clear lake rimmed by a mountainous pine-tree lined shoreline. At an elevation of nearly 8,400 feet, this picturesque setting also displays majestic log cabins and even Mount Baldy, a proud dome above the timberline.



Two stubby public docks were used to display the Rocky Mountain ACBS fleet.

It's a two-season climate: winter and a nearly three-month summer preceded by "Mud Month" – an apt nickname for May when the snows melt, mix with dirt and head to a lower altitude.

The 9th Annual Rocky Mountain Classics Grand Lake Antique and Classic Boat Show attracted about thirty-five wooden boats with names like Pegasus, Wildwood, Round The Bend and Jackson's Hole. Chris Craft and Century runabouts were well represented but there were a few customs, even a 2006.

The show was convened at the public boat docks on Grand Lake. Normally, the show is held

at the Grand Lake Yacht Club with a participant banquet to close out the proceedings. Before the trip, we were warned that the Yacht Club was too busy this year and that all dinners would be "on your own" with no scheduled opportunities for relaxation or networking. The public docks show location presented an immediate problem. The docks are, well, for everyone. That's why several new fiberglass boats were able to find convenient slips and clumsily interrupt the side-by-side display of gleaming mahogany and chrome examples.

The show is much different than our Heartland version in other ways. First, no judges. Only a "People's Choice" award. When we asked the lady at the information booth when the sole award would be presented, she didn't quite know. At the Ship's Store, there was a collection of boat photos, coasters and a very nice 2006 calendar featuring member boats. A smallish group of themed t-shirts were on display but could only be purchased by special order from a member that owned a t-shirt shop. Like we said, different.

Our verdict about the OTHER Grand Lake show: Who cares? The scenery alone was worth the trip.



Far Left: A woodie with a wakeboard tower? At least, the tower was fashioned from mahogany.

Left: "Sea Grape," a brand new 2006 custom, made its debut appearance at the Grand Lake show in July.

Photos courtesy of Lynne and Steven Kennedy– thank you so much for sharing your trip with us!



Some things never change. The owner of a Century chats with a spectator.



"Tootsie," a 1940 Chris Craft, hunts for a slip at Grand Lake's public docks. And, yes, the color of the lake "really is that blue."



## Heartland Classics Boat Club

Presents

### "Keels, Wheels, and Wings"

### 2nd Annual Car Show

September 8, 2007

### An Oklahoma Centennial Event

#### Keels

14<sup>th</sup> Annual Antique & Classic Boat Show

#### Wheels

2nd Annual Car Show

Antique, Classic, Customs, Hot Rods & Motorcycles

#### Wings

5<sup>th</sup> Annual Fly In



Car show hours

10am till 4pm

Open Car Show

Trophies to winners

Car Entry \$15 Pre-Entry \$10 - Admission Free  
Bring ice chests and lawn chairs to spend the day!

Show located in front of Arrowhead Yacht Club  
Grand Lake - Oklahoma

Registration opens from 8am to 10am

For more information call Darren @ 918-307-1729 or E-Mail  
Darren.Arnold@PACCAR.com



## 2nd Annual Car Show Update Darren Arnold

Here is the latest update on preparation for the Heartland Classic's 2<sup>nd</sup> Annual Car Show. I was recently contacted by Richard Blissit who had 3 entries in last years show. A black 1947 Lincoln Continental Coupe, a silver 2004 Lingenfelter Stage III Corvette and a silver 2005 Honda Goldwing. This year he has approached me about bringing his 1907 Maxwell to the show. This entry will become the promotional car for the event due to its rarity and also because it is 100 years old like the great state of Oklahoma. Our event has been officially registered as an Oklahoma Centennial Event so the addition of such a draw as an automobile the same age as the state should prove to be beneficial. Richard is not only offering his car, he has also volunteered to help with the planning and expansion of this portion of the event. Thank you Richard.

I need help in spreading the word about the show; I have started by sending out thank you letters to all who participated in last years show along with application forms for this years show. I go to as many cruise nights, car shows and car club meetings that I can but I can't hit them all. There are a lot of car related events around the Grand Lake area so I am looking for someone who lives in the area who attends these functions to help by handing out flyers. Again as I mentioned in the last news letter if there are any club members who have show cars please enter them. Also, if you know of any friends or relatives with show cars, please encourage them to enter their cars as well.

I have inquired with Maguiar's Car Care Products and Stillwater Designs KICKER Stereos for promotional handouts and door prizes. If anyone knows of any other prospects for door prizes, please let me know. We are still looking for help so if you want to volunteer to help or if you would like to respond to any of the above requests; please contact me at :  
918-307-1729 or [Darren.Arnold@PACCAR.com](mailto:Darren.Arnold@PACCAR.com)



## Keels, Wheels, and Wings Brent Howard

The time is drawing closer to our annual show-"Keels, Wheels, and Wings. You will find the registration forms enclosed in this newsletter. We would truly appreciate you filling out the information and sending it in as soon as possible. Not sure if you're attending? Fill out the form and write 'tentative' on the top and mail it in. We have to get an accurate count of boat slips, headcount for food, etc. Volunteers are always appreciated- below is a rough itinerary of events:

### "MEMBERS ONLY EVENTS"

**THURSDAY EARLY BIRD GET-TO-GETHER:** Get together to see old friends and meet new ones during Social Hour and Dinner.

**FRIDAY POKER RUN:** The Classic Boat Poker run was a big success last year, so plan to join in the fun of Boating and Poker this year.

**FRIDAY DINNER:** Play poker run hands, enjoy a fun social and dinner at Chick and Karon Wheat's lake home.

### "KEELS"

**SATURDAY BOAT SHOW:** ACBS Judging and Chapter Judging. Several new restorations will make their debut.

**SATURDAY ANTIQUE OUTBOARD MOTOR DISPLAY:** This event has grown to one of the largest Antique and Classic outboard motor displays in the state.

**SUNDAY:** Lake Run in the morning to 11:00 Cook Out for Socializing and Awards at Howard Haven. You can also arrive by land.

### "WHEELS"

**SATURDAY CAR SHOW:** See the column to the left.

### "WINGS"

**SATURDAY:** The South Grand Lake Airport will host a Fly In 1 ½ miles west of the show. Transportation will be provided to and from the show for pilots and passengers.

### QUESTIONS and/or SUGGESTIONS:

Brent Howard (918) 782-1855 or  
[bhoward@howardclassicboats.com](mailto:bhoward@howardclassicboats.com)



## 14th Annual Antique and Classic Boat Show

September 6-9, 2007

Arrowhead Yacht Club  
Grand Lake, Oklahoma



## Keels

An exciting variety of classic and wooden boats displayed and an excellent outboard motor display



## Wheels

2nd Annual Car Show includes:  
Antiques, Classics, Customs, Hot Rods,  
and Motorcycles

## Wings

5th Annual Fly-In



"Early Bird" Social Hour · Classic Poker Run · Cool Woodies · Hot Cars

PLEASE COMPLETE YOUR REGISTRATION FORMS AND MAIL THEM TODAY!